

### DESCRIPTION

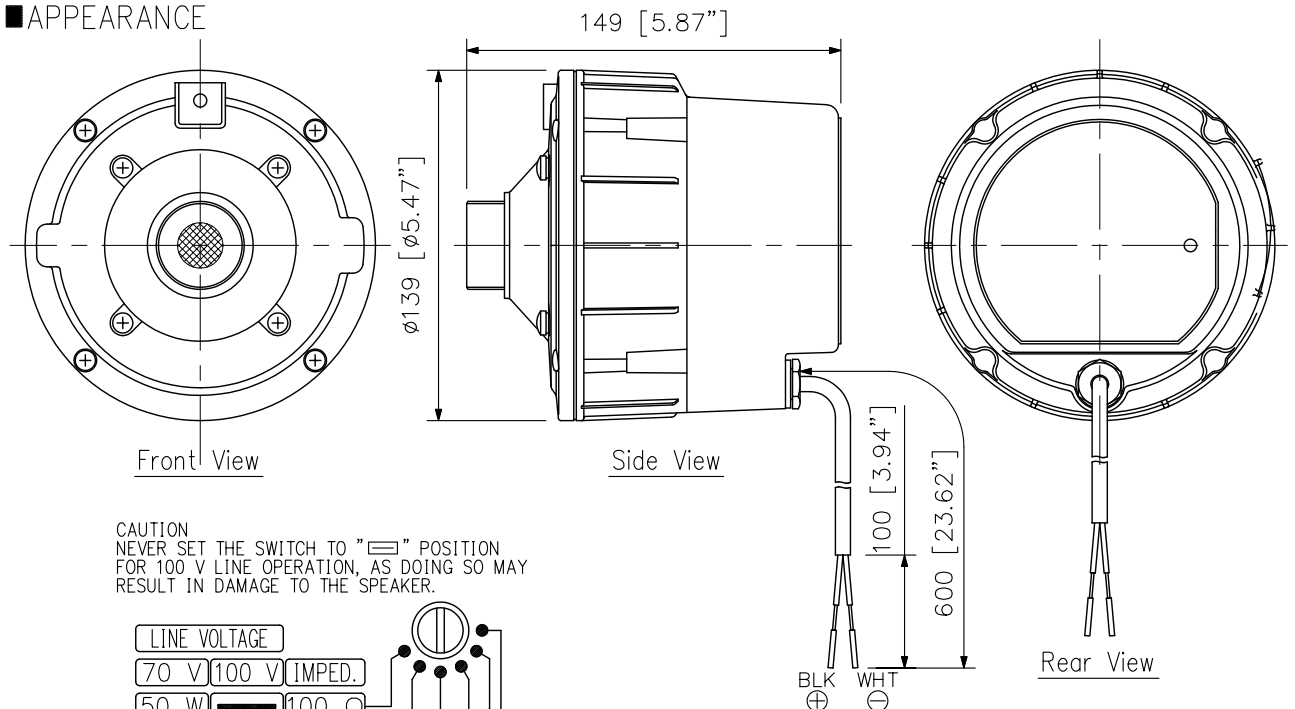
The TU-651M is a highly intelligible driver unit suited to public address announcement applications. Use the driver unit in combination with a suitable horn (optional). Its powder-coated finish and stainless steel screws ensure the unit's weatherproof capability.

### SPECIFICATIONS

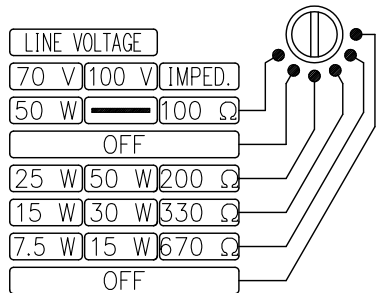
Applicable Horns	TH-650, TH-660
Rated Input	50 W
Line Voltage	100 V line or 70 V line
Rated Impedance	100 V line: 200 Ω (50 W), 330 Ω (30 W), 670 Ω (15 W) 70 V line: 100 Ω (50 W), 200 Ω (25 W), 330 Ω (15 W), 670 Ω (7.5 W)
Sensitivity	110 dB (1 W, 1 m) (When operated with JIS C 5504 standard horn.)
Frequency Response	150 Hz – 6 kHz (When operated with JIS C 5504 standard horn.)
Dust/Water Protection	IP65 (When a driver is operated with a horn.)
Horn Coupling	1 – 3/8 18 threads (inch screw)
Polarity	Hot: Black, Com: White
Operating Temperature	-20 °C to +55 °C (-4 °F to +131 °F) (no condensation)
Finish	Flange: Aluminum, gray, powder coating Rear cover: ABS resin, gray Screws: Stainless steel Speaker cable: Polyvinyl chloride insulated cabtyre cable (6 mm (0.24") in diameter, 600 mm (23.62") in length)
Dimensions	∅139 × 149 (D) mm (∅5.47" × 5.87")
Weight	2.7 kg (5.95 lb)
Option	Driver unit cover: UC-200A

Note: Avoid installing the speaker in locations which vibrate considerably, or under environments easy to be oil-contaminated.

### APPEARANCE

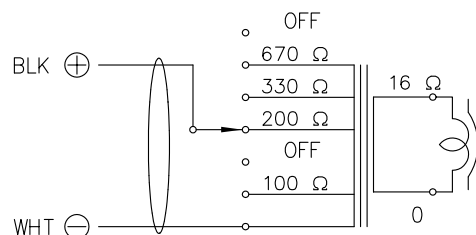


**CAUTION**  
NEVER SET THE SWITCH TO "OFF" POSITION FOR 100 V LINE OPERATION, AS DOING SO MAY RESULT IN DAMAGE TO THE SPEAKER.



Set the impedance selector to the desired impedance.

Impedance Selection



(Transformer connection when the speaker is supplied from the factory)

Wiring diagram

UNIT:mm SCALE:1/3