

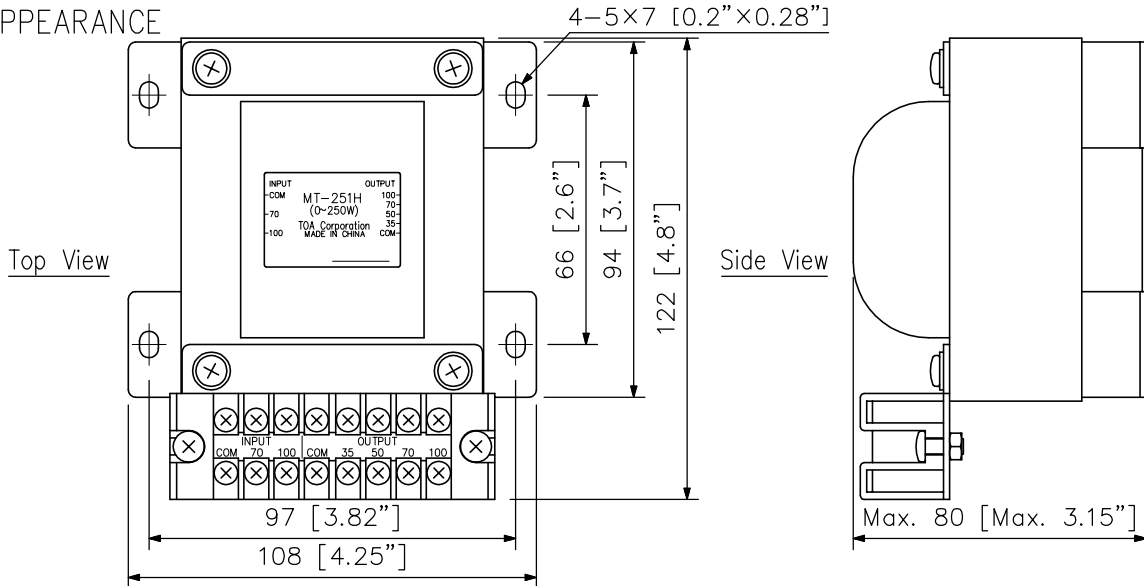
DESCRIPTION

Designed for use with the DA-250DH, DA-250FH, DA-500F-HL and DA-500FH Multi-Channel Power Amplifiers, the MT-251H electrically isolates the high-impedance speaker lines from the amplifier.

SPECIFICATIONS

Capacity	0 - 250 W
Primary Side	100 V line, 70 V line
Secondary Side	100 V line, 70 V line, 50 V line, 35 V line
Frequency Response	30 - 18,000 Hz (+0 dB, -3 dB)
Connection Terminal	M3 screw terminal, distance between barriers: 6.6 mm (0.26")
Dimensions	108 (W) x 80 (H) x 122 (D) mm (4.25" x 3.15" x 4.8")
Weight	2.4 kg (5.29 lb)

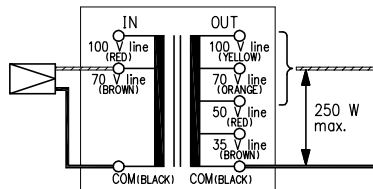
APPEARANCE



CONNECTIONS

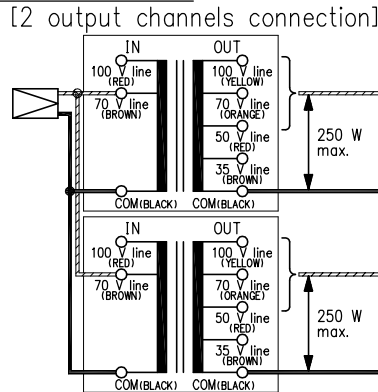
The cable connections to the MT-251H's taps on the primary and secondary sides differ depending on the amplifier model to use.

DA-250DH(CU), DA-250FH(CU)



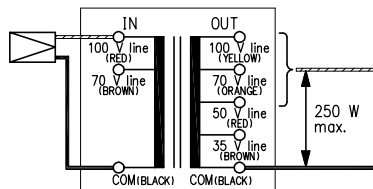
Note:
Be sure to set the input sensitivity of the amplifier to +4 dB, and the HPF (High-pass filter) to ON when using the amplifier for microphone announcement application.

DA-500F-HL(CU)



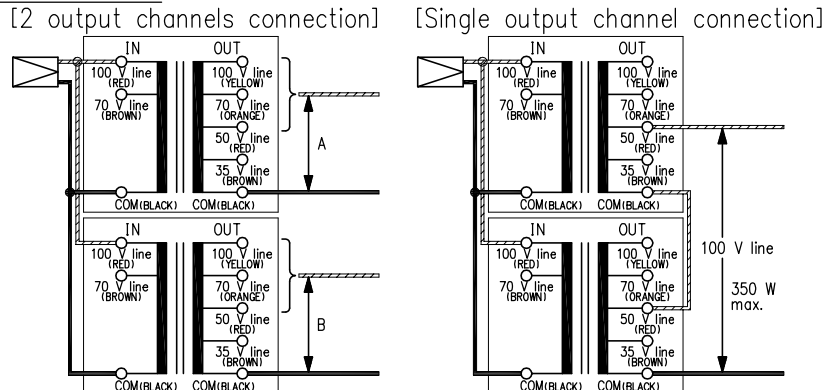
Note: Be sure to set the HPF (High-pass filter) to ON.

DA-250DH(CE), DA-250FH(CE)



Note:
Be sure to set the input sensitivity of the amplifier to +4 dB when using the amplifier for microphone announcement application.

DA-500FH(CE)



Note: All of the following conditions should be met.
· A + B = 350 W max.
· A = 250 W max. B = 250 W max.

UNIT: mm SCALE: 1/2